



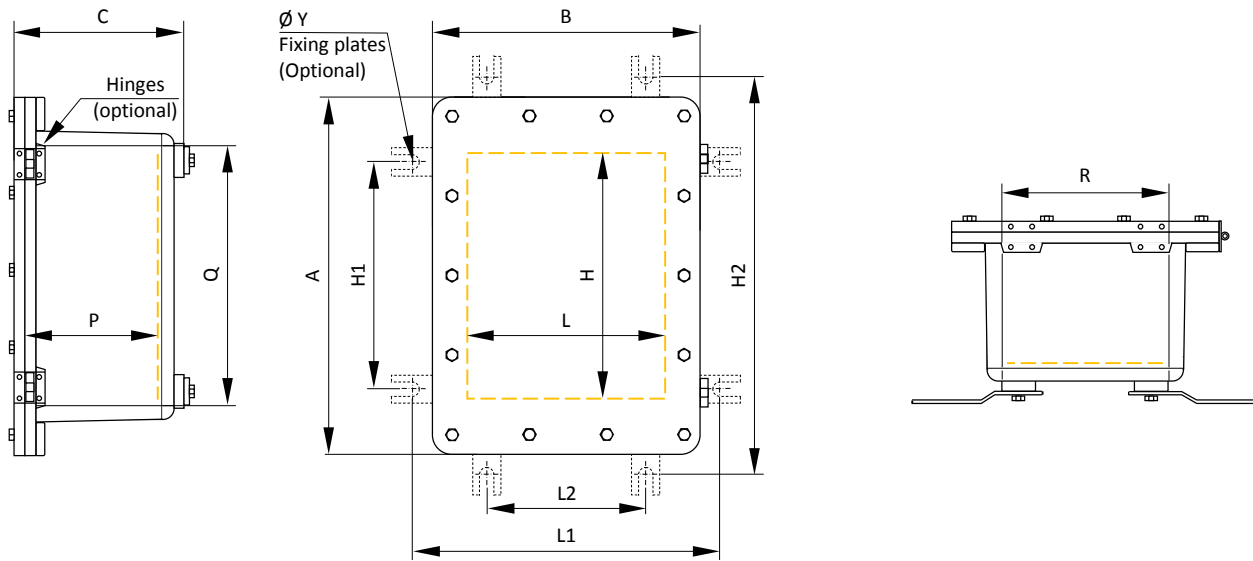
The EJB range of Ex d IIB or IIB + H<sub>2</sub> enclosures are in manufactured copper free aluminium and designed for control, monitoring, automation, distribution boards, motor starters or any other application.

They are suitable for ONSHORE environments.

Optionally they can be provided with junction boxes and/or control and signalling units in increased safety (Ex e).

### TECHNICAL DATA

<b>Material</b>	Copper free aluminium, type 43100
<b>IP rating</b>	IP66 according to EN/IEC 60529
<b>Temperature range</b>	-20°C ... +40°C or +50°C or +60°C -50°C ... +40°C or +50°C or +60°C
<b>Certificate</b>	<b>As equipment</b> INERIS 14ATEX0001X IECEX INE 14.0006X  <b>As component</b> INERIS 14ATEX9001U IECEX INE 14.0005U
<b>Marking</b>	II 2 GD  <b>As equipment</b> Ex d IIB T6 ... T4 Gb Ex tb IIIC T85°C ... T135°C Db  <b>As component</b> Ex d IIB Gb Ex tb IIIC Db
<b>Surface treatment</b>	Painting RAL 7032 - Other colour and/or offshore painting on request
<b>Accessories on request</b>	Increased safety (Ex e) control and terminal enclosure in stainless steel AISI 316L Breather valves Fixing brackets in stainless steel AISI 316L Earth stud Cable glands



## Dimensions

Product code	External			Internal			Fixing holes		Mounting plate	Fixing bolts	Weight
	A	B	C	P	Q	R	H1 x L1	H2 x L2	H x L	to apply	(kg)
EJB A	314	250	173	127	228	164	180 x 241	301 x 120	211 x 148	M8 x 12	10
EJB B	423	247	229	187	341	167	290 x 249	411 x 128	321 x 146	M8 x 12	16
EJB C	488	413	259	202	382	307	336 x 413.5	495.5 x 254	360 x 291	M8 x 12	35
EJB D	530	490	259	202	421	381	360 x 479.5	519.5 x 320	394 x 358	M8 x 12	42
EJB E	594	539	314	233	474	419	400 x 559	599 x 360	446 x 391	M10 x 20	78
EJB F	829	450	311	233	713	329	630 x 449	833 x 250	670 x 294	M10 x 20	90
EJB G	833	613	314	233	714	493	630 x 604	829 x 405	670 x 450	M10 x 20	124
EJB H	833	613	412	334	714	494	630 x 604	829 x 405	670 x 450	M10 x 20	135

## Number maximum of entries per side

Size of entries	EJB A		EJB B		EJB C		EJB D		EJB E		EJB F		EJB G		EJB H	
	S1 (1)	S2 (1)	S1 (1)	S2 (1)	S1 (1)	S2 (1)	S1 (1)	S2 (1)	S1 (1)	S2 (1)	S1 (1)	S2 (1)	S1 (1)	S2 (1)	S1 (1)	S2 (1)
M20 or 1/2"	8	6	12	6	20	16	24	22	30	24	55	26	55	32	60	38
M25 or 3/4"	8	4	6	2	12	9	22	16	25	20	38	18	40	22	44	24
M32 or 1"	3	2	3	2	10	8	11	9	13	11	30	15	34	18	36	20
M50 or 1 1/2"	2	1	2	1	4	3	8	8	8	8	14	6	16	12	17	13
M63 or 2"	1	1	1	1	3	2	3	3	4	4	10	4	11	5	12	6
M75 or 2" 1/2	-	-	-	-	2	2	2	2	3	2	4	2	6	4	6	4
M80 or 3"	-	-	-	-	1	1	1	1	2	2	3	1	5	3	5	3

(1) S1: on the long sides - S2: on the short sides

## Accessories and windows

Product code	Description
W80110 *	Windows size 80 x 100 mm
W80240 *	Windows size 80 x 240 mm
W120120 *	Windows size 120 x 120 mm
W160160 *	Windows size 160 x 160 mm
W200200 *	Windows size 200 x 200 mm
W140310 *	Windows size 140 x 310 mm
W190340 *	Windows size 190 x 340 mm
W215420 *	Windows size 215 x 420 mm
Hinges AB	Couple of hinges for EJB size A and B
Hinges DE	Couple of hinges for EJB size D and E
Hinges FH	Couple of hinges for EJB size F, G and H
MOUTBRA AB	Couple of mounting bracket for EJB size A and B
MOUTBRA DE	Couple of mounting bracket for EJB size D and E
MOUTBRA FH	Couple of mounting bracket for EJB size F, G and H
DRAVAL	Drain valve

\* As standard: horizontal layout



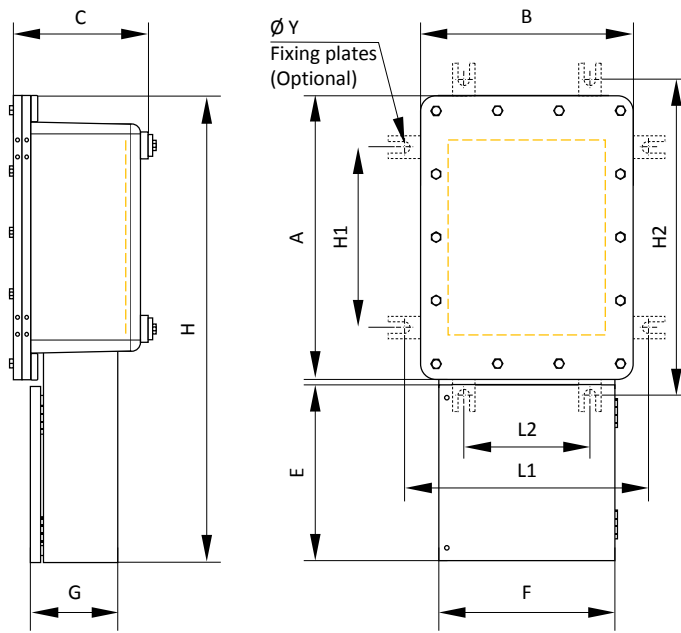


The EJB range of Ex d IIB or IIB + H<sub>2</sub> enclosures are in manufactured copper free aluminium and designed for control, monitoring, automation, distribution boards, motor starters or any other application.

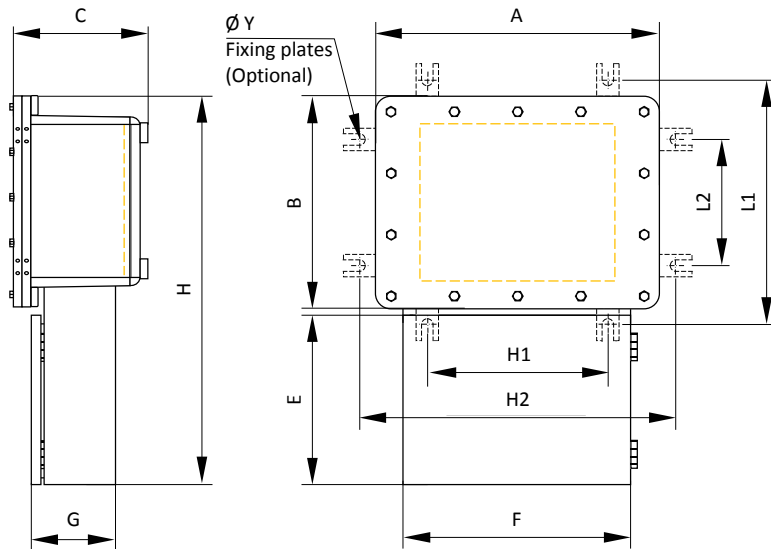
They are suitable for ONSHORE environments.

### TECHNICAL DATA

<b>Material</b>	Copper free aluminium, type 43100 Increased safety (Ex e) enclosure in stainless steel AISI 316L
<b>IP rating</b>	IP66 according to EN/IEC 60529
<b>Temperature range</b>	-20°C ... +40°C or +50°C or +60°C -50°C ... +40°C or +50°C or +60°C
<b>Certificate</b>	<b>As equipment</b> INERIS 14ATEX0001X IECEX INE 14.0006X <b>As component</b> INERIS 14ATEX9001U IECEX INE 14.0005U
<b>Marking</b>	II 2 GD <b>As equipment</b> Ex d IIB T6 ... T4 Gb Ex tb IIIC T85°C ... T135°C Db <b>As component</b> Ex d IIB Gb Ex tb IIIC Db
<b>Surface treatment</b>	Painting RAL 7032 - Other colour and/or offshore painting on request
<b>Accessories on request</b>	Breather valves Fixing brackets in stainless steel AISI 316L Earth stud Cable glands



Product code	External							Fixing holes		Mounting plate	Fixing Y	Weight (kg)
	A	B	C	E	F	G	H	H1 x L1	H2 x L2			
EJB A DE1GW1	314	250	173		On request			180 x 241	301 x 120	211 x 148	10	10
EJB B DE1GW1	423	247	229		On request			290 x 249	411 x 128	321 x 146	10	16
EJB C DE1GW1	488	413	259	200	300	200	698	336 x 413.5	495.5 x 254	360 x 291	10	42
EJB D DE1GW1	530	490	259	300	400	200	840	360 x 479.5	519.5 x 320	394 x 358	10	51
EJB E DE1GW1	594	539	314	300	400	200	904	400 x 559	599 x 360	446 x 391	11	87
EJB F DE1GW1	829	450	311	300	400	200	1140	630 x 449	833 x 250	670 x 294	11	99
EJB G DE1GW1	833	613	314	400	500	250	1243	630 x 604	829 x 405	670 x 450	11	138
EJB H DE1GW1	833	613	412	400	500	250	1213	630 x 604	829 x 405	670 x 450	11	149



Product code	External							Fixing holes		Mounting plate	Fixing Y	Weight (kg)
	A	B	C	E	F	G	H	H1 x L1	H2 x L2			
EJB A DE1GW2	314	250	173	250	300	150	510	180 x 241	301 x 120	211 x 148	10	18
EJB B DE1GW2	423	247	229	250	300	150	507	290 x 249	411 x 128	321 x 146	10	24
EJB C DE1GW2	488	413	259	300	400	200	723	336 x 413.5	495.5 x 254	360 x 291	10	42
EJB D DE1GW2	530	490	259	300	400	200	800	360 x 479.5	519.5 x 320	394 x 358	10	51
EJB E DE1GW2	594	539	311	300	500	200	849	400 x 559	599 x 360	446 x 391	11	87
EJB F DE1GW2	830	450	311	400	600	250	750	630 x 449	833 x 250	670 x 294	11	102
EJB G DE1GW2	833	613	319	400	600	250	1023	630 x 604	829 x 405	670 x 450	11	140
EJB H DE1GW2	833	613	412	500	700	250	1123	630 x 604	829 x 405	670 x 450	11	151