


SGL SGH

FIAMM
+ -


GROE flooded cell

LONG
DESIGN
LIFE

High-rate
performance




Flooded
technology



99%
RECY
CLABLE



Industry



SGL SGH

The longest life lead acid battery designed operating 25 years without loss of performance

The SGL-SGH battery series is a GRoE vented battery range designed to meet the DIN 40738 norm. SGL SGH cells differentiate from traditional flooded batteries with a Planté positive pure lead plate which brings a unique laminate design.

This robust design is constructed to provide a deep discharge and high-rate performance with an unsurpassed design life of 25 years. The pure

lead positive alloy plate also results in very low water consumption that means limited maintenance during product life (single topping up in 3 years in float conditions); the design is optimized to limit the self-discharge during the storage period. The range is eco-friendly with all components being fully recyclable at the end of life.

Cell type	Reference DIN 40738	Nominal capacity (Ah)	Nominal dimension (mm)			Electrolyte quantity (liters)	Typical weight (with electrolyte) (kg)
		10H 1.80VPC 20°C	Length	Width	Height		
SGL 7	3 GroE 75	79	182	153	415	5.4	16,9
SGL 9	4 GroE 100	105	182	153	415	5.2	19,0
SGL 11	5 GroE 125	131	182	153	415	5.1	21,0
SGL 13	6 GroE 150	155	182	153	415	4.9	23,1
SGL 15	7 GroE 175	183	182	153	415	4.8	24,5
SGL 17	8 GroE 200	209	182	228	415	7.7	31,2
SGL 19	9 GroE 225	235	182	228	415	7.5	33,3
SGL 21	10 GroE 250	261	182	228	415	7.4	35,2
SGL 23	11 GroE 275	287	182	228	415	7.2	37,1
SGL 25	12 GroE 300	314	182	228	415	7.0	38,9
SGL 27	13 GroE 325	340	182	340	415	11.6	49,8
SGL 29	14 GroE 350	366	182	340	415	11.3	51,8
SGL 31	15 GroE 375	392	182	340	415	11.1	53,7
SGL 33	16 GroE 400	418	182	340	415	10.9	55,8
SGL 35	17 GroE 425	444	182	340	415	10.6	57,8
SGL 37	18 GroE 450	470	182	340	415	10.3	59,7
SGH 11	5 GroE 500	550	328	268	607	26.6	95.6
SGH 13	6 GroE 600	660	328	268	607	26.4	104
SGH 15	7 GroE 700	770	328	268	607	26.2	118
SGH 17	8 GroE 800	880	328	268	607	25.4	123
SGH 19	9 GroE 900	990	328	268	607	24.6	132
SGH 21	10 GroE 1000	1100	328	268	607	23.8	140
SGH 23	11 GroE 1100	1210	328	268	607	23.0	145
SGH 25	12 GroE 1200	1320	328	348	607	32.0	172
SGH 27	13 GroE 1300	1430	328	348	607	31.1	181
SGH 29	14 GroE 1400	1540	328	348	607	30.3	190
SGH 31	15 GroE 1500	1650	328	348	607	29.5	200
SGH 33	16 GroE 1600	1760	328	438	607	40.2	224
SGH 35	17 GroE 1700	1870	328	438	607	39.3	233
SGH 37	18 GroE 1800	1980	328	438	607	38.5	240
SGH 39	19 GroE 1900	2090	328	438	607	37.7	250
SGH 41	20 GroE 2000	2200	328	438	607	36.9	260
SGH 43	21 GroE 2100	2310	328	529	607	47.5	284
SGH 45	22 GroE 2200	2420	328	529	607	46.7	293
SGH 47	23 GroE 2300	2530	328	529	607	45.5	303
SGH 49	24 GroE 2400	2640	328	529	607	45.1	312
SGH 51	25 GroE 2500	2750	328	574	607	48.4	316
SGH 53	26 GroE 2600	2860	328	574	607	47.5	326

Standards

DIN 40738 - specification GroE cell

IEC 60896 Part 11 - vented types requirements & tests

UK National Grid (with optional nut & bolt terminals)

Solutions & accessories

Venting
Plugs



Racks



Battery
sizing tool

